



Jitsi Meet

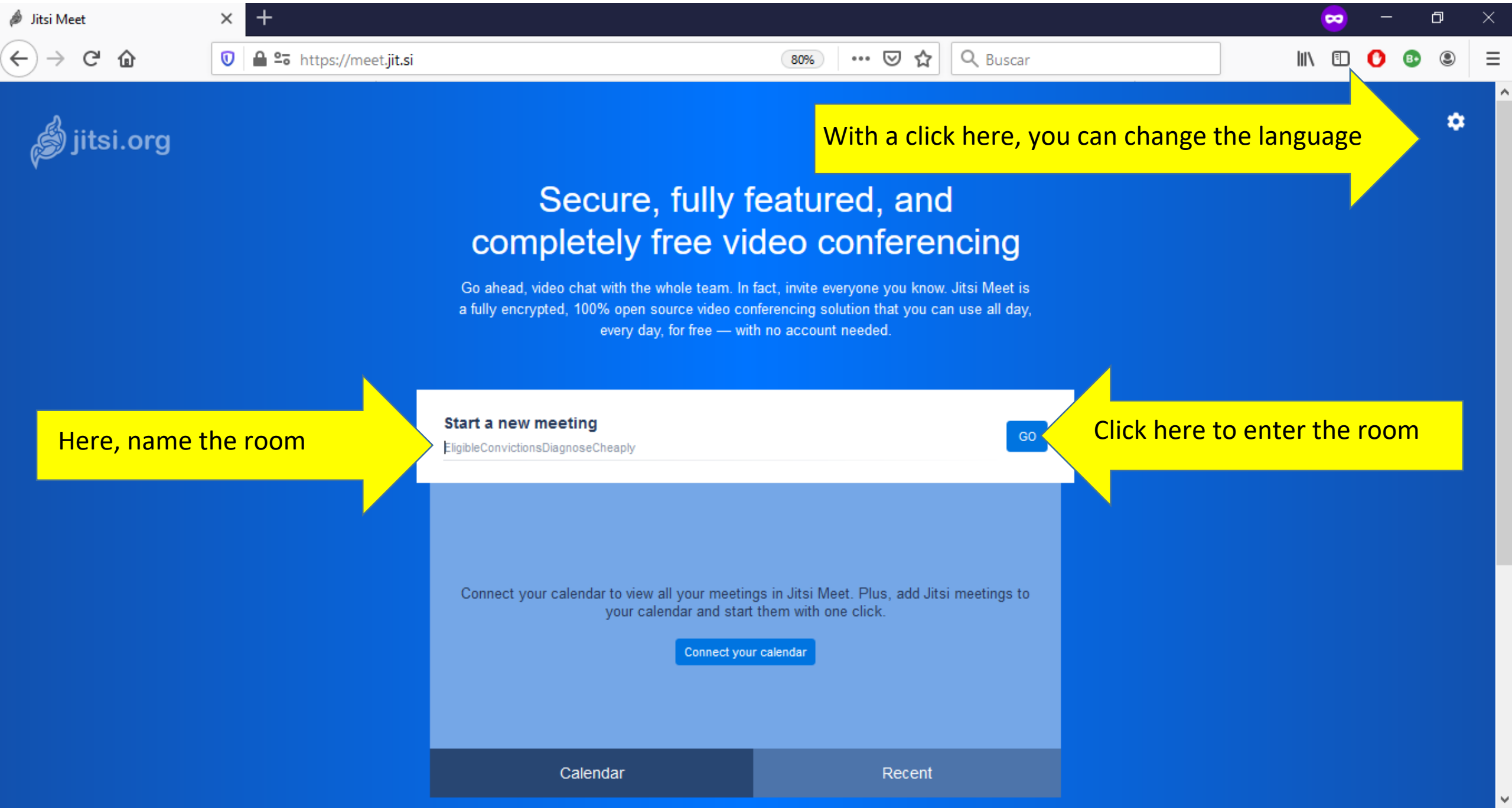
It is a free software platform for
online conferences.

How to use this application?

On a computer

- You need to enter this address, to open a new meeting room: <https://meet.mayfirst.org/>
- Give a name to the room: Testmeeting
- This is how it will look: <https://meet.mayfirst.org/Testmeeting>
- To use on a mobile phone you need to download the application.
- It is necessary to have a good internet signal (enter from the **Google Chrome** browser, this makes it easier to use the audio and the camera).

The following slides provide some suggestions.



With a click here, you can change the language

Secure, fully featured, and completely free video conferencing

Go ahead, video chat with the whole team. In fact, invite everyone you know. Jitsi Meet is a fully encrypted, 100% open source video conferencing solution that you can use all day, every day, for free — with no account needed.

Here, name the room

Start a new meeting

GO

Click here to enter the room

Connect your calendar to view all your meetings in Jitsi Meet. Plus, add Jitsi meetings to your calendar and start them with one click.

Connect your calendar

Calendar

Recent



Pruebade Reunion
05:34

AUDIO

RosyZ (me)

Here you can write your name



Screen sharing is possible here

Here you activate or deactivate the microphone

Here you activate or deactivate the camera

Here we see the people connected


Fabiola

Here are some other jitsi functions


Here you can activate jitsi chat














Pruebade Reunion
05:34

AUD 




Here is the drop-down menu 

-  RosyZ
-  Administrar la calidad ...
-  Ver pantalla completa
-  Iniciar transmisión en vivo
-  Iniciar la grabación
-  Compartir un vídeo de YouTube
-  Desenfocar mi fondo **BETA**
-  Ajustes
-  Mute everyone
-  Estadísticas del locutor
-  Ver accesos directo
- Más acciones

To see in mosaic, click here 



Pruebade Reunion
05:34

AUD

Rosy Zúñiga (...)



To share your
screen, click
here

Compartir su pantalla



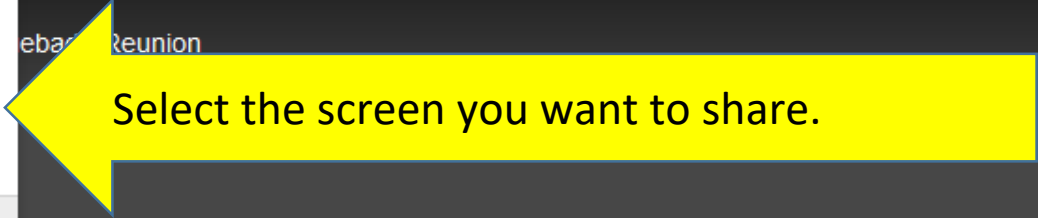


¿Le permites a **meet.jit.si** ver tu pantalla?

Ventana o pantalla a compartir (W):
Seleccionar ventana o pantalla

Recordar esta decisión

Permitir (A) No permitir (D)



AUD Rosy Zúñiga (...)

SIMULTANEOUS TRANSLATION.

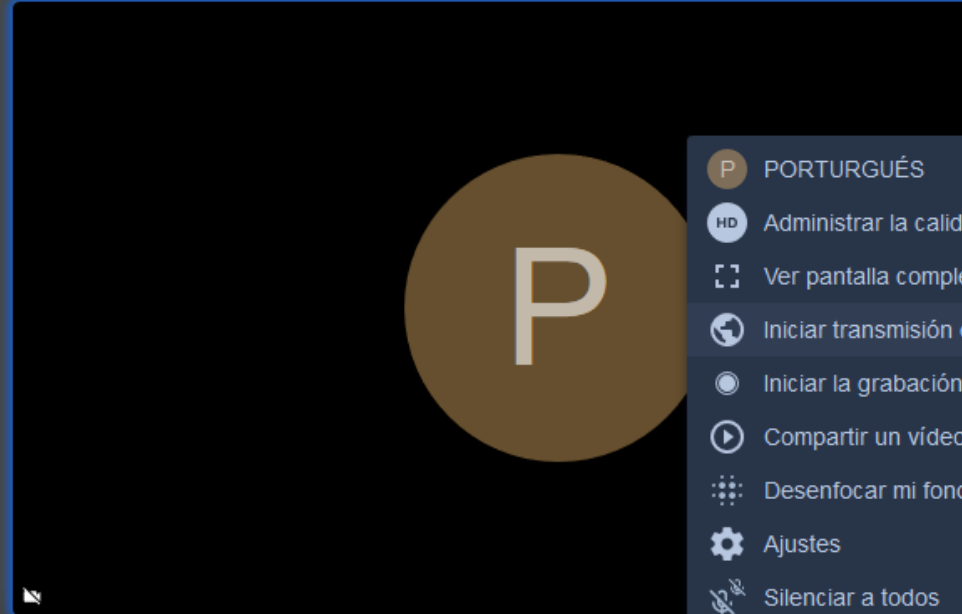
It is recommended that the person doing the simultaneous translation should listen to the person who is going to translate with the volume at 20% and that the person who is going to listen to the translation should turn up the volume of the person doing the translation to 80%. The rest of the participants should have their microphone closed. Translators can write in their user name the name of the language they will translate.

The screenshot shows a Jitsi Meet meeting window. The browser address bar displays <https://meet.mayfirst.org/Pru3baR3union>. The meeting title is "Pru 3 Ba R 3 Union" with a duration of "04:22". The Jitsi.org logo is in the top left. Two video thumbnails are visible: one for "Rosy CEAM" (muted) and one for "P" (unmuted). A context menu is open over the "Rosy CEAM" thumbnail, showing options: "Silenciado", "Silenciar a todos", "Grant Moderator", "Expulsar", "Enviar mensaje privado", and a volume slider. A yellow arrow points to the three-dot menu icon in the top right of the "Rosy CEAM" thumbnail, with the text "Click on the three dots". A blue arrow points to the volume slider in the context menu, with the text "Adjust the volume (blue)". The bottom toolbar contains icons for video, hand, chat, microphone, redaction, and a three-dot menu. The system tray at the bottom right shows the time "08:48 p. m." and date "19/08/2020".



Pru 3 Ba R 3 Union

14:26

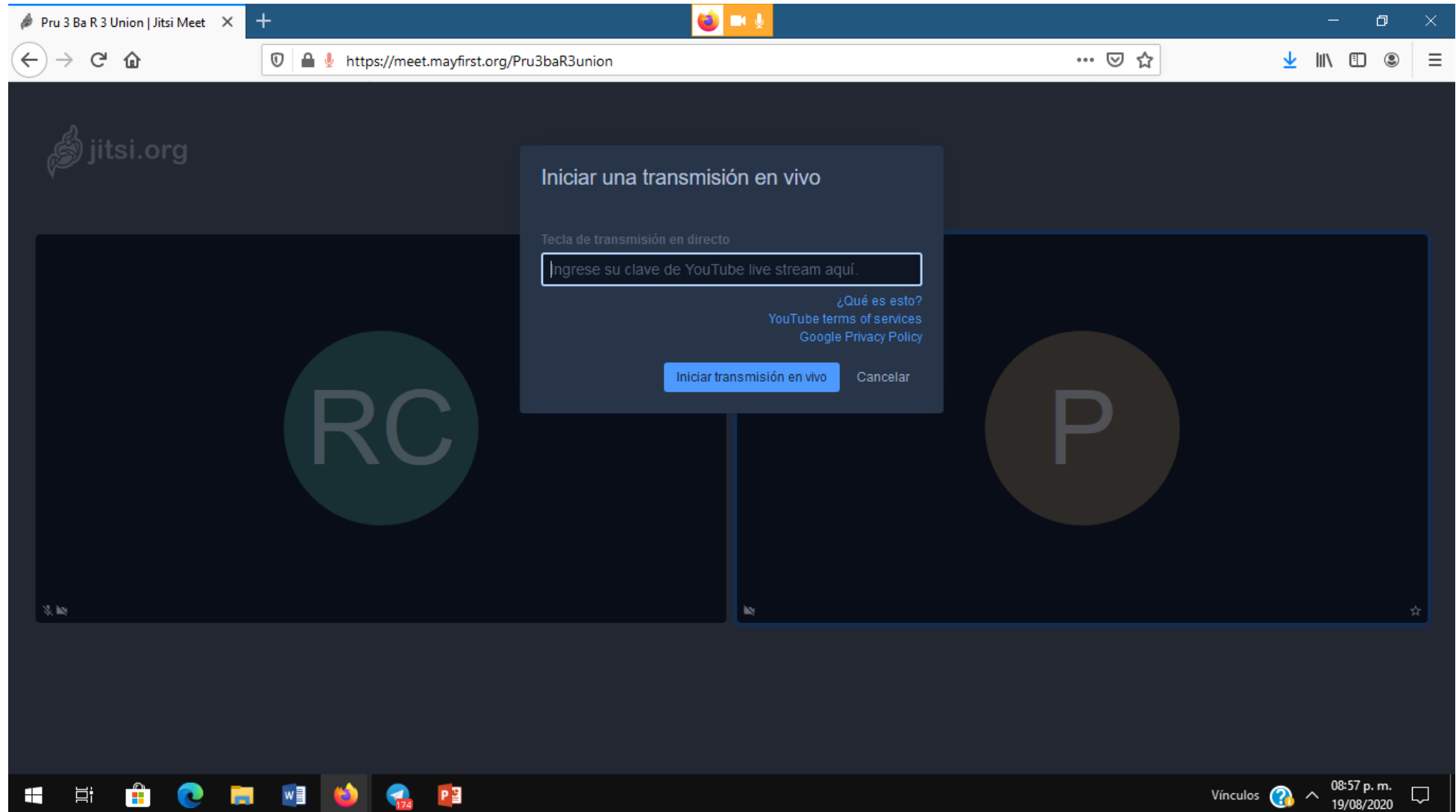


- P PORTUGUÉS
- HD Administrar la calidad
- Ver pantalla completa
- Iniciar transmisión en vivo
- Iniciar la grabación
- Compartir un video de YouTube
- Desenfocar mi fondo **BETA**
- Ajustes
- Silenciar a todos
- Estadísticas del locutor
- Ver accesos directos

To live stream on Youtube



After selecting live stream, this box appears. The youtube live stream key must be added. For this you must have an active youtube account for live streaming.



Jitsi Meet

https://meet.jit.si/ReunionECECoINalyGTs

80%

Buscar

Pruebade Reunion
05:34

jitsi.org

RZ

To exit, click on the red icon

